

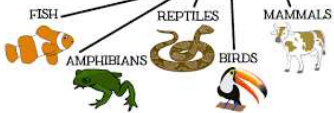




Parrett & Axe Summer 1 Newsletter Durdle Door



I hope everyone enjoyed the Easter break and many Easter eggs were consumed. We are heading into the final part of the year with lots still to look forward to. Year 5's will continue to work with Lulworth on Friday afternoons to learn their songs ready for the Beaminster Festival in June. We are also welcoming the Dorset Fire Service in for their annual talk about fire safety. Keep looking at emails for further information on upcoming events.

<p>English:</p> <ul style="list-style-type: none"> • Stories about Food • Fact Files • Persuasive Leaflets 	<p>Maths:</p> <ul style="list-style-type: none"> • Fractions • Decimals • Time • Problem Solving Skills and Arithmetic • Y4 – all times tables <table border="1" style="margin-left: auto; margin-right: auto;"> <thead> <tr> <th style="color: red;">percentage</th> <th style="color: green;">fraction</th> <th style="color: blue;">decimal</th> </tr> </thead> <tbody> <tr> <td style="text-align: center;">30%</td> <td style="text-align: center;">$\frac{3}{10}$</td> <td style="text-align: center;">0.3</td> </tr> </tbody> </table> <div style="border: 1px solid purple; padding: 5px; margin-top: 5px;"> <p style="font-size: small;">to go from a fraction to a percentage we can convert to a decimal first</p> <p style="font-size: small;">$\frac{3}{5} \rightarrow 0.6 \rightarrow 60\%$</p> </div>	percentage	fraction	decimal	30%	$\frac{3}{10}$	0.3	<p>Topic: Food Around the World</p> <ul style="list-style-type: none"> • Atlas work • Looking at where our food and recipes come from • Global Food Issues 						
percentage	fraction	decimal												
30%	$\frac{3}{10}$	0.3												
<p>Science Living Things and their Habitats (Year 4 unit)</p> <ul style="list-style-type: none"> • Animal classification • Life Processes • Vertebrates and invertebrates • Animals in our local area • Changing environments <div style="border: 1px solid black; padding: 5px; margin-top: 10px;"> <p style="background-color: cyan; color: black; text-align: center; font-weight: bold; font-size: small;">ANIMAL CLASSIFICATION</p> <table style="width: 100%; text-align: center; font-size: x-small;"> <tr> <td colspan="2">INVERTEBRATES</td> <td colspan="2">VERTEBRATES</td> </tr> <tr> <td>FISH</td> <td>REPTILES</td> <td>AMPHIBIANS</td> <td>MAMMALS</td> </tr> <tr> <td>BIRDS</td> <td></td> <td></td> <td></td> </tr> </table>  </div>	INVERTEBRATES		VERTEBRATES		FISH	REPTILES	AMPHIBIANS	MAMMALS	BIRDS				<p>Art and DT</p> <ul style="list-style-type: none"> • Art based on Arcimboldo 	<p>RE: Discovery RE Judaism</p> <ul style="list-style-type: none"> • Bar Mitzvah and other celebrations 
INVERTEBRATES		VERTEBRATES												
FISH	REPTILES	AMPHIBIANS	MAMMALS											
BIRDS														
<p>French Throughout Time (Year 5 unit)</p> <ul style="list-style-type: none"> • Counting to 1000 • French history • When I was born • Famous people 	<p>PSHE Being My Best</p> <ul style="list-style-type: none"> • What makes me me! • Making choices • School Community • Basic first aid 													

How you can help your child:

Reading: I have noticed that there is a real mix when it comes to reading at home. Children are heard read during guided reading sessions in school and once a week with an adult. It is imperative that your child continues to read at home. This can be the same book that they read in school or something different. It is also important that children develop the attitude of reading for pleasure and not just because they have to. **I would encourage your child to read for just 15 minutes each day. This can have a massive effect on their language and vocabulary skills.**

Spellings: Spellings will continue this half term. Your child will receive their spellings on a Tuesday and be tested the following week. If your child is struggling with the spellings, please let me know and I can provide extra support in school or ideas to try at home.

Times Tables: By the end of Year 4 every child needs to be able to recite their times tables up to 12x12. Our focus for this half term will be 7, 9, 11x times tables along with division facts. Your child has access to TTRockstars, which is an online, games-based approach, to learning times tables. I will be setting challenges for all pupils (Year 4 and 5) to complete TTRockstars at home. In addition Year 4's will have additional homework each week on times tables. Please practice these at home whenever you can.

There are still a number of items coming into school unnamed. Please ensure that children have a coat every day and that all items of clothing are named.

PE kit: PE this year will be continue to be on a Tuesday afternoon. Children are to come in wearing PE kit. Please ensure it is warm and all items are named .	Take Home Task: You will all receive a POWER Projects handout, which will include some activities to complete across the half term. If your child completes 5 points worth of activities, this gets them 5 DOJO's and house points.
---	---

If you have any questions please drop me an email or come and find me at the school gates.

Yours sincerely,

Mr Copping